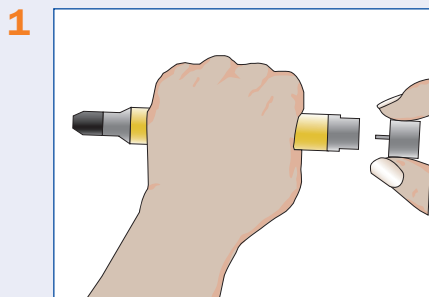
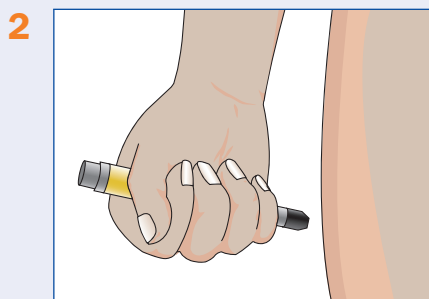


Anaphylaxis

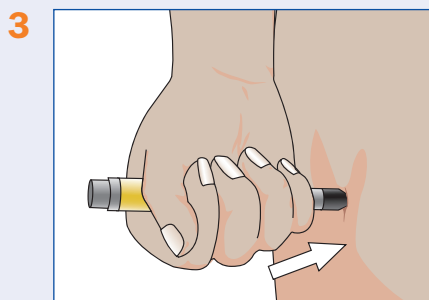
How to give EpiPen® or EpiPen® Jr



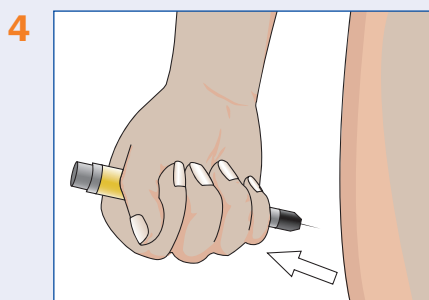
Form fist around EpiPen® and **PULL OFF** grey cap.



Place black end against outer mid-thigh (with or without clothing).



Push down **HARD** until a click is heard or felt and hold in place for 10 seconds.



Remove EpiPen® and be careful not to touch the needle. Massage the injection site for 10 seconds.

MILD TO MODERATE ALLERGIC REACTION

- swelling of lips, face, eyes
- hives or welts
- tingling mouth, abdominal pain, vomiting

ACTION

- stay with person and call for help
- locate EpiPen® (or EpiPen® Jr if aged 1-5 years)
- contact family/carer



Watch for any one of the following signs of Anaphylaxis

ANAPHYLAXIS (SEVERE ALLERGIC REACTION)

- difficult/noisy breathing
- swelling of tongue
- swelling/tightness in throat
- difficulty talking and/or hoarse voice
- wheeze or persistent cough
- loss of consciousness and/or collapse
- pale and floppy (young children)

ACTION

- 1 Give EpiPen® (or EpiPen® Jr if aged 1-5 years)**
- 2 Call ambulance*- telephone 000 (Aus) or 111 (NZ)**
- 3 Lay person flat and elevate legs. If breathing is difficult, allow to sit but do not stand**
- 4 Contact family/carer**
- 5 Further EpiPen® doses may be given if no response after 5 minutes**

If in doubt, give EpiPen® or EpiPen® Jr

EpiPen® Jr is generally prescribed for children aged 1-5 years.

*Medical observation in hospital for at least 4 hours is recommended after anaphylaxis.